

ST JOHN PAYNE



SIXTH FORM

- Over 170 students today
- Over 50 students from other schools
- Over 20 different school represented today

**WELCOME TO  
ST JOHN PAYNE  
CATHOLIC SCHOOL  
SIXTH FORM TASTER DAY**



# Introductions

Mr Hewlett – Head of Sixth Form

Mr Keylock – Deputy Head of Sixth Form


Ms Pellicci – Sixth Form Pastoral Mentor & Careers Lead





# Today's Programme

Time	Activity	Venue
08.40 - 08.55	Registration	Aquinas Foyer
09.00 - 09.50	Introductory Assembly	Aquinas Hall
9.55 - 10.45	Taster session 1	Classroom (see plan)
10.45 - 11.05	Break	Sixth Form Centre
11.05 - 11.55	Taster session 2	Classroom (see plan)
12.00 - 12.50	Taster session 3	Classroom (see plan)
12.55 - 13.20	Final session	Aquinas Hall




## Task 1:

With the person sat next to you...

discuss how you think year 12 will be different from Year 11

Write down your thoughts in the space provided

PUPIL		POST-16 STUDENT
	<b>HINTS...</b>	
←	Lesson attendance	→
←	Lesson conduct	→
←	Homework	→
←	Extra reading	→
←	Asking questions in class	→
←	Working in a team	→
←	Asking for help	→
←	Gathering resources	→
←	Completing extra assessed work	→
←	Planning time	→
←	Catching up missed work	→
←	Use of private study time	→
←	Organisation of notes	→
←	Attention in lessons	→
←	Planning for deadlines	→
←	Building extra reading into assessed work	→

# The Leap from GCSE to Sixth Form - Watch the video

Resources > Search Results > View

[Click for video](#)

## LEAP FROM GCSE TO SIXTH FORM 1: REALISING THE CHALLENGES (5 MINS)

**GETTING THE GRADES VIDEO** - what do students say are the key differences between GCSE and Sixth Form and what advice do they have for others?

### Key areas discussed in the video:

The pace is faster than GCSE

Leap can be hard even for those with high GCSE grades

Post 16 is hard: most people will struggle at times

Avoid getting overwhelmed by keeping up with studies and homework

Catch up if you miss work - not likely to be revisited

The leap can be a positive challenge so enjoy it

You will not be spoon-fed: take responsibility for learning

Use initiative and be independent

Learn material properly as you go: content will not be repeated

Work on developing the skills you need by Year 13



### What's included?

**GETTING THE GRADES VIDEO** - what do students say are the key differences between GCSE and Sixth Form and what advice do they have for others?

[PREVIOUS PAGE](#)





# Sixth Form brings new challenges and new opportunities

You should be excited!  
You are about to enter a new chapter of  
your life

The next two years will help determine your future

Hard work, independence, resilience and determination  
are needed to achieve success at the sixth form



# Being organised is CRUCIAL




## Task 2: Circle if you've **Got it** or **Need it**

<b>1 Day Folder (smaller ring binder)</b>	<b>Got it</b>	<b>Need it</b>
<b>3 Subject Folders (large ring binders)</b>	<b>Got it</b>	<b>Need it</b>
<b>File Dividers</b>	<b>Got it</b>	<b>Need it</b>
<b>Plastic wallets</b>	<b>Got it</b>	<b>Need it</b>
<b>Pens</b>	<b>Got it</b>	<b>Need it</b>
<b>Highlighters</b>	<b>Got it</b>	<b>Need it</b>
<b>A4 lined refill pad of paper</b>	<b>Got it</b>	<b>Need it</b>
<b>Text Books – ask your teacher</b>	<b>Got it</b>	<b>Need it</b>

**1 Day Folder**



**3 Subject Folders**



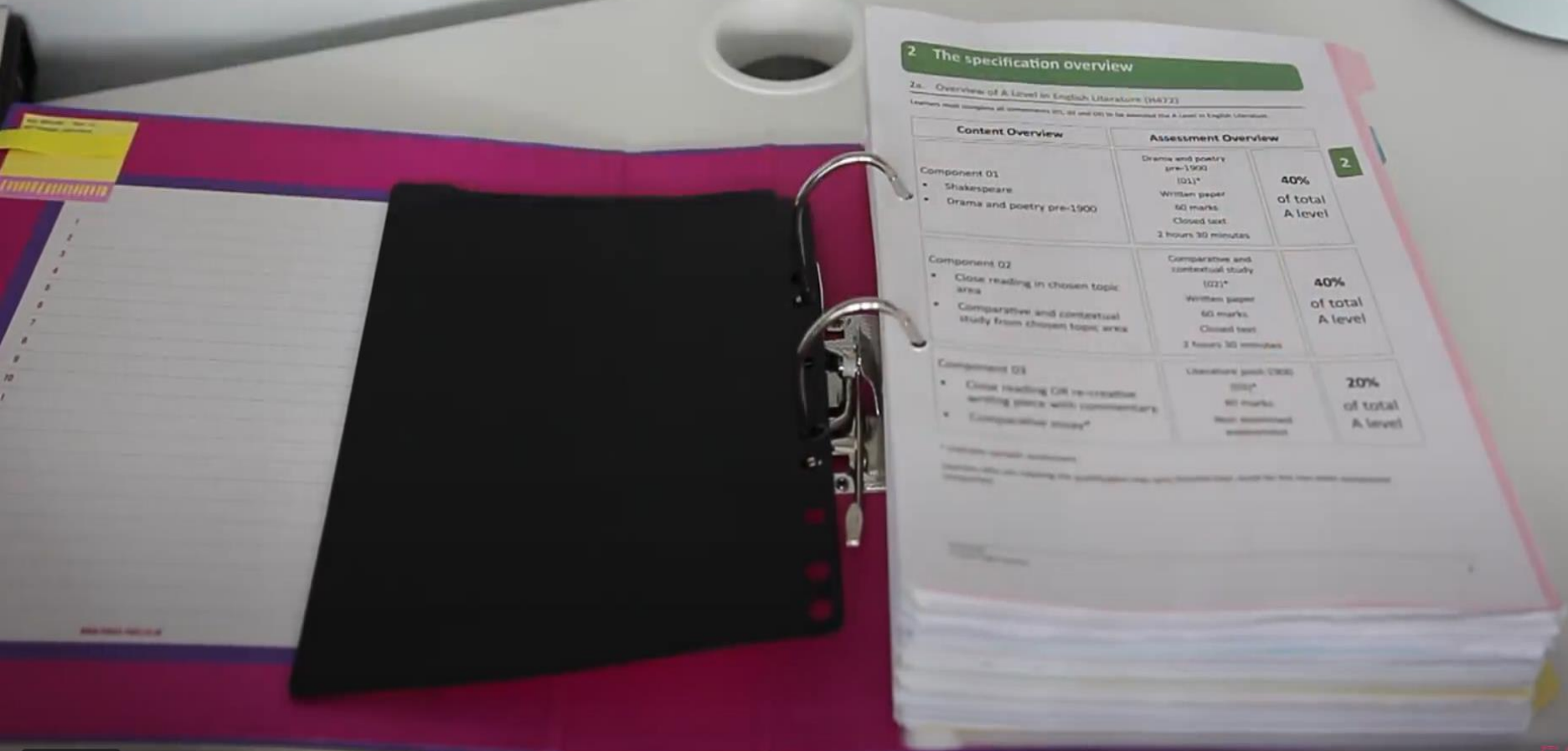
**Folder dividers**



**Plastic wallets**



# Typical A Level Folder



## 2 The specification overview

2a. Overview of A Level in English Literature (H472)  
Learners must complete all components (01, 02 and 03) to be awarded the A Level in English Literature.

Content Overview	Assessment Overview	
<b>Component 01</b> <ul style="list-style-type: none"><li>Shakespeare</li><li>Drama and poetry pre-1900</li></ul>	Drama and poetry pre-1900 (01)* Written paper 60 marks Closed test 2 hours 30 minutes	<b>40%</b> of total A level
<b>Component 02</b> <ul style="list-style-type: none"><li>Close reading in chosen topic area</li><li>Comparative and contextual study from chosen topic area</li></ul>	Comparative and contextual study (02)* Written paper 60 marks Closed test 2 hours 30 minutes	<b>40%</b> of total A level
<b>Component 03</b> <ul style="list-style-type: none"><li>Close reading OR re-creation writing piece with commentary</li><li>Comparative study*</li></ul>	Literature post-1900 (03)* 60 marks Open assessment assessment	<b>20%</b> of total A level


2

We will expect **YOU** to bring everything required to your lessons

- You need to be **super organised**, from the start!

## In My Pencil Case:





Please do not buy!



Task: Circle if you've **Got it** or **Need it**

<b>1 Day Folder (smaller ring binder)</b>	<b>Got it</b>	<b>Need it</b>
<b>Subject Folder (large ring binder)</b>	<b>Got it</b>	<b>Need it</b>
<b>File Dividers</b>	<b>Got it</b>	<b>Need it</b>
<b>Plastic wallets</b>	<b>Got it</b>	<b>Need it</b>
<b>Pens</b>	<b>Got it</b>	<b>Need it</b>
<b>Highlighters</b>	<b>Got it</b>	<b>Need it</b>
<b>A4 lined refill pad of paper</b>	<b>Got it</b>	<b>Need it</b>
<b>Text Books – ask your teacher</b>	<b>Got it</b>	<b>Need it</b>

**BURSARY**



# Year 11 into Sixth Form Summer Work

Your teachers will talk about this today

I will explain more in this afternoon's final session



# The Taster Sessions

- Shortly, you will be heading off to your first taster session
- If you see students that are new to the school, please help them get to the room they will be in.
- Your personal timetable, with your sessions on, room number and timings was emailed to you
- Break in the sixth form centre (refreshments provided)
- Back here at the end of session 4
- Stay in your seat until asked to move
- If you don't know what session you are attending, please stay behind

Time	Activity	Venue
08.40 - 08.55	Registration	Aquinas Foyer
Session 1 09.00 - 09.50	Introductory Assembly	Aquinas Hall
Session 2 9.55 - 10.45	Taster session 1	Classroom (see plan)
10.45 - 11.05	Break	Sixth Form Centre
Session 3 11.05 - 11.55	Taster session 2	Classroom (see plan)
Session 4 12.00 - 12.50	Taster session 1	Classroom (see plan)
Session 5 12.55 - 13.20	Final session	Aquinas Hall

# Taster Lessons – Things to consider

- As we have discovered Sixth Form is hard – a real step up from GCSE
- It becomes particularly hard if you don't carefully consider what subjects you study
- Consider:
  - Will the topics excite you?
  - How easy will you meet the entry requirements?
  - Why are you taking the subject?



# Choosing the Correct Subjects for you!

- [Click here for video](#)



# Room changes

**Psychology:** Session 2, moved to A114

**Health and social Care:** Session 3, moved to B105

**Psychology:** Session 4, moved to B105

**Session 2****9:55-10:45**

AAQ IT: Data analytics

CFA B106

AAQ Level 3 In Health &amp; Social Care

Applied Criminology

BMA B101

Art &amp; Design

Biology

BTEC Business

BTEC Medical science

NHE A031

Business

CBC M005

Chemistry

CGu - A035

Computer Science

Drama &amp; Theatre

Economics

AFA- S01

English Language

English Literature

DBE A101

Film Studies

French

Further Mathematics

TAC/GPE - B008

Geography

German

Government &amp; Politics

RCA A117

History

Mathematics (A Level)

COL/GPE - B003

PE

Physics

Psychology

KMA A114

Religious Studies - Philosophy &amp; Ethics

SLU M106

Sociology

ST JOHN PAYNE



SIXTH FORM

**WELCOME BACK**

**SESSION 5**



# Our Expectations of YOU!





# Be a positive ROLE MODEL



## Learning:

We expect you to take personal responsibility for your **learning** and strive to reach the high expectations that we set for you

## Character:

We expect you to seize opportunities to develop your **character** by being a positive and proactive member of the school and wider community

## Conduct:

We expect you to demonstrate excellent **conduct** within school, adhering to all policies and showing respect for staff and students at all times





# Dress code

- Uphold and embody the standards expected of pupils in lower years.
- Sends a strong message about pride in appearance and attitude to work.
- Consistently high standards of dress and smartness of appearance.
- Wear business dress appropriate to a traditional office environment.

Handout of dress code



- Footwear – Formal shoes  
(your choice of colour)





Trousers should be smart and tailored





Skirts and dresses of an appropriate length

---



Shirt with a tie,  
blouses



# If you're cold:





No denim of any colour





No leggings or  
leather style trousers





No Hoodies  
or  
sweatshirts





**Not acceptable - Tops that expose the abdomen/  
reveal a cleavage, strappy tops that reveal the  
shoulders, tight fitted dresses, t-shirts, skirts or  
dresses with jersey fabric**





**Not acceptable - Combats,  
Tracksuit bottoms or  
Shorts**



- Footwear - Not allowed





# Attendance & Punctuality

We expect you to strive for 100% attendance

Be on time for school every day and for every lesson

This is a non-negotiable!

**MOMENTS  
MATTER,  
ATTENDANCE  
COUNTS.**



# ATTENDANCE MATTERS

6 days or less  
absence per year

**97% or above**

**VERY GOOD  
THIS IS YOUR  
TARGET**

Between  
7 and 19 days  
absence per year

**90% - 96%**

**BELOW  
EXPECTATIONS**

More  
than 19 days  
absence per year

**Under 90%**

**POOR  
ATTENDANCE**



# Year 11 into Sixth Form Summer Work

Your teachers will have been talking about this today

You **MUST** select three subject booklets to complete.

Choose the subjects that you feel you are most likely to study in the sixth form.

Try to do the tasks over the whole summer break, starting straight away

- little and often is the key to this.
- please do not leave it all to the last week!



# Year 11 into Sixth Form Summer Work

Where to find them

ST JOHN PAYNE AVITA PRO FIDE

HOME ABOUT US ADMISSIONS SCHOOL LIFE SIXTH FORM PASTORAL CONTACT VACANCIES

- INTRODUCTION
- PROSPECTUS
- ADMISSION PROCEDURES
- 16-19 BURSARY SCHEME APPLICATION FORM
- STUDENT LEADERSHIP
- CAREERS/UNIVERSITY
- DRESS CODE
- ATTENDANCE AND PUNCTUALITY
- YEAR 11 SIXTH FORM SUMMER WORK

WELCOME TO  
ST JOHN PAYNE CATHOLIC SCHOOL

This website uses cookies to improve your experience. You can read more or change your preferences in our [cookie policy](#)

Accept Reject



# Year 11 into Sixth Form Summer Work

Where to find them

ADMISSIONS SCHOOL LIFE **SIXTH FORM** PASTORAL CONTACT

- INTRODUCTION
- PROSPECTUS
- ADMISSION PROCEDURES
- 16-19 BURSARY SCHEME APPLICATION FORM
- STUDENT LEADERSHIP
- CAREERS/UNIVERSITY
- DRESS CODE
- ATTENDANCE AND PUNCTUALITY
- YEAR 11 SIXTH FORM SUMMER WORK**

TO  
CATHOLIC SCHOOL



# Year 11 into Sixth Form Summer Work

## Where to find them

### SIXTH FORM

INTRODUCTION

PROSPECTUS

ADMISSION PROCEDURES

16-19 BURSARY SCHEME APPLICATION FORM

STUDENT LEADERSHIP

CAREERS/UNIVERSITY

DRESS CODE

ATTENDANCE AND PUNCTUALITY

YEAR 11 SIXTH FORM SUMMER WORK

### YEAR 11 SIXTH FORM SUMMER WORK

You need to select three subject booklets to complete in the link below. Please choose the subjects that you feel you are most likely to study in the sixth form.

The booklets have been designed to give you the best possible chance to transition quickly to the level of work required for sixth form study.

Some of the booklets, you are asked to complete every task, whereas some of them give you options or choices or what you can complete – so read the instructions in each booklet

Try to do the tasks over the whole summer break, starting straight after the taster day in June – little and often is the key to this. Please do not leave it all to the last week!

Plan your time around your summer commitments, such as family holidays.

You have a choice, you could:

- print the booklet and write in the spaces provided,
- download your own copy (for Word documents) and type your answers onto the document
- have the booklet open on a screen and write your answers on lined paper.

Whatever method you choose, you will be expected to bring your completed work into school on the first day back in September and hand it in to your teacher.

Enjoy!

[Year 11 Summer Booklets](#)



# Year 11 into Sixth Form Summer Work

Where to find them

- have the booklet open on a screen and write your

Whatever method you choose, you will be expected to

Enjoy!

[Year 11 Summer Booklets](#)



# Year 11 into Sixth Form Summer Work

Where to find them

Share Sync Copy link Add shortcut to My files Download

Ms G Pellicci > Year 11 Sixth Form Summer Work

Name	Modified	Modified By	File size	Sharing
A Level Art - Year 11 Sixth Form Summ...	3 days ago	Ms G Pellicci	303 KB	Shared
A Level Business - Year 11 Sixth Form S...	3 days ago	Ms G Pellicci	122 KB	Shared
A Level Chemistry - Year 11 Sixth Form ...	3 days ago	Ms G Pellicci	193 KB	Shared
A Level Computer Science - Year 11 Six...	3 days ago	Ms G Pellicci	393 KB	Shared
A Level Drama and Theatre - BTEC Busi	3 days ago	Ms G Pellicci	44.6 KB	Shared



## Year 11 into Sixth Form Summer Work

You have a choice, you could:

- print the booklet and write in the spaces provided,
- download your own copy (for Word documents) and type your answers onto the document
- have the booklet open on a screen and write your answers on lined paper.



# Summer Work – why?

- Helps you to pick the best subjects for you
- Helps you with a smoother transition into the sixth form
- Helps you consolidate key knowledge and skills from GCSE & introduce new interesting ideas.
- Keeps you motivated and engaged over the summer
- It's great for discussion during the first few lessons





# SJP Sixth Form

What do I need to do on  
results day?

# What do I need to do on results day?

- GCSE results day - Thursday, August 20th
- On GCSE Results Day, please ensure that you collect your results from Aquinas Hall. Your results will be available to collect from 8:30 to 10:00am.
- If you are unable to attend school to collect your results they will be available for you to see on the Edulink app. You will also receive a copy of the results via your school email account.

# STUDENT ENROLMENT



**STEP 1: LOGIN**

**STEP 2: BEGIN ENROLMENT FORM**

**STEP 3: REVIEW & CONFIRM COURSES**

**STEP 4: SUBMIT ENROLMENT FORM**



# LOGIN

1

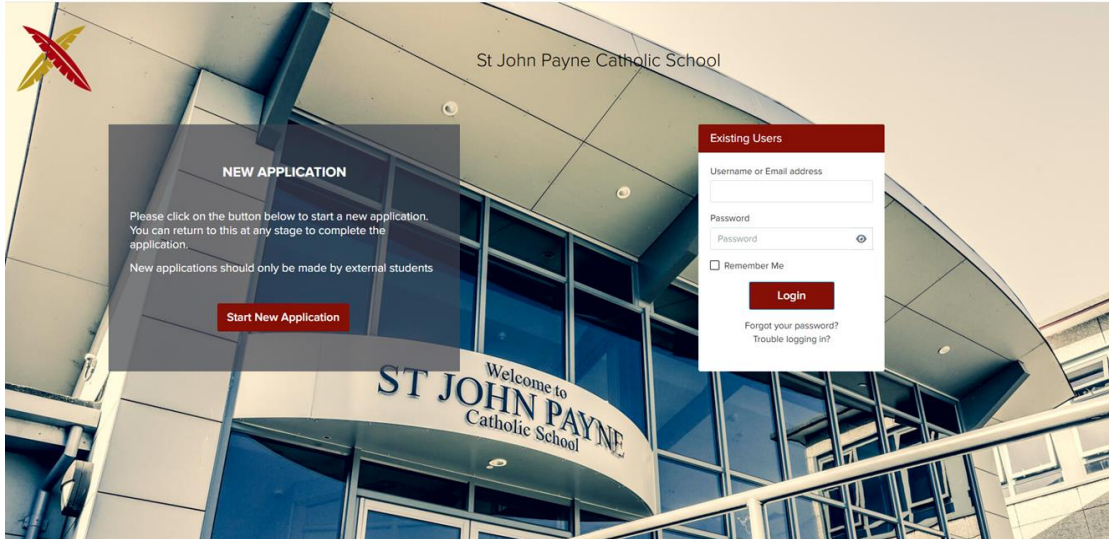
Go to your Admissions+ portal

2

Login using your email address & password.

3

Please check your emails for your username & password or use the "forgot your password" link





Form Status

Completed

Offer status

Pending

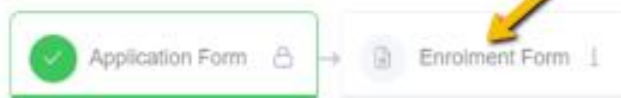
Reference Status

Opened

Subjects you wish to study

Spanish A Level, Sociology A Level,

A Level Mathematics



# BEGIN ENROLMENT FORM

Click to begin the enrolment phase of  
your application.

# CONFIRM YOUR ACHIEVED GRADES

You will need to confirm your grades and make sure that you change them from "Predicted" to "Achieved".

Sure!

Type	Title	Grade	Status	Qualification Level	Received date
GCSE	Ancient History	9	Predicted		
GCSE	Arabic	7	Predicted		
GCSE	Art and Design (Fine Art, Photography, Graphics)	6	Predicted		
GCSE	Astronomy	8	Predicted		
GCSE	Bengali	9	Predicted		

**Check and change each grade as needed** (points to Grade column)

**Set the status to "achieved"** (points to Status column)

**Set the date you received your results** (points to Received date column)

**Add any additional qualifications if applicable** (points to Add grade button)

Upload documents here:  
Copy of exam results

Choose file No file chosen

Take a picture of your exam results sheet and attach it here by clicking "choose file"

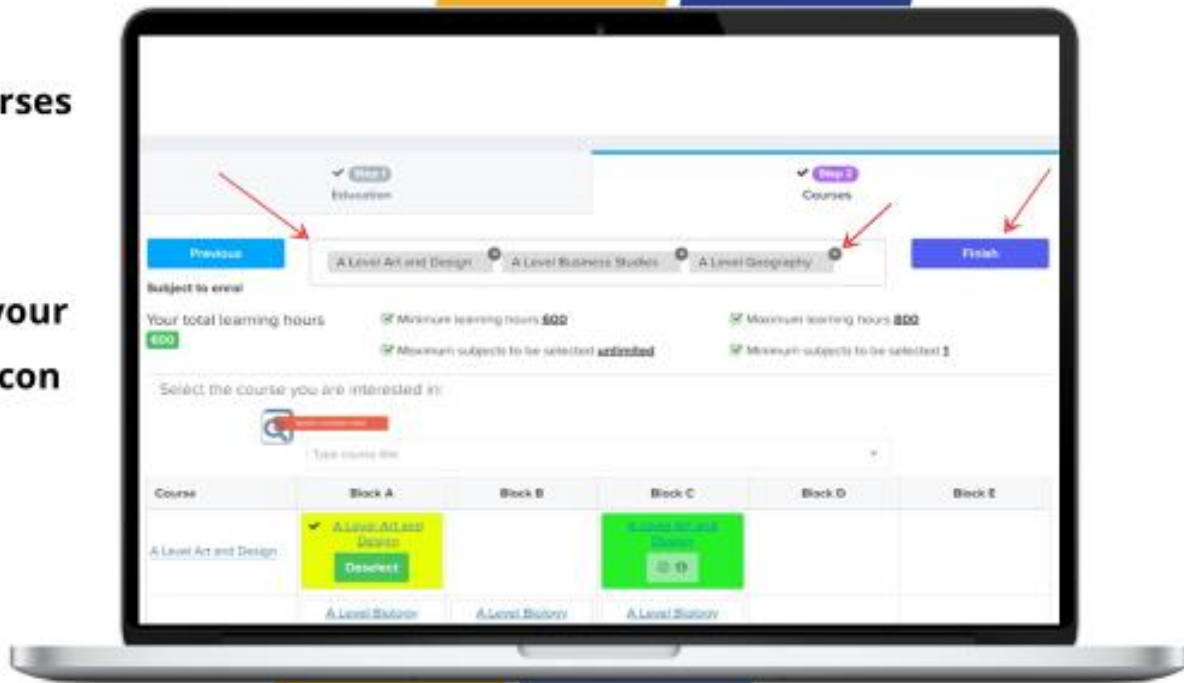
# REVIEW & CONFIRM COURSES

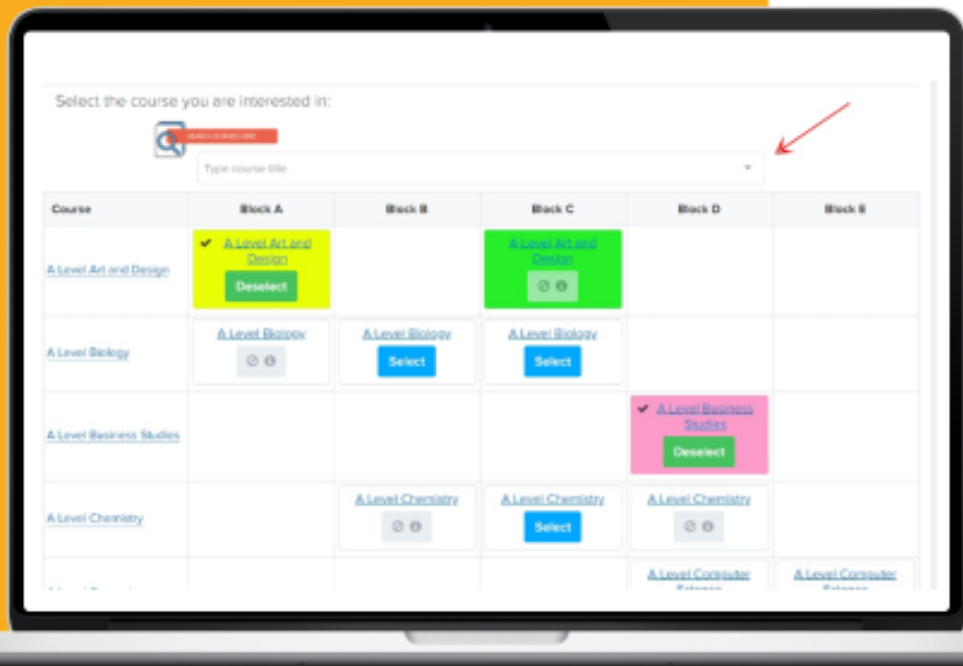
1

Review and confirm the courses you have chosen to study

2

If you would like to modify your course choices, click the 'x' icon on the course you want to remove





## Search for new courses:

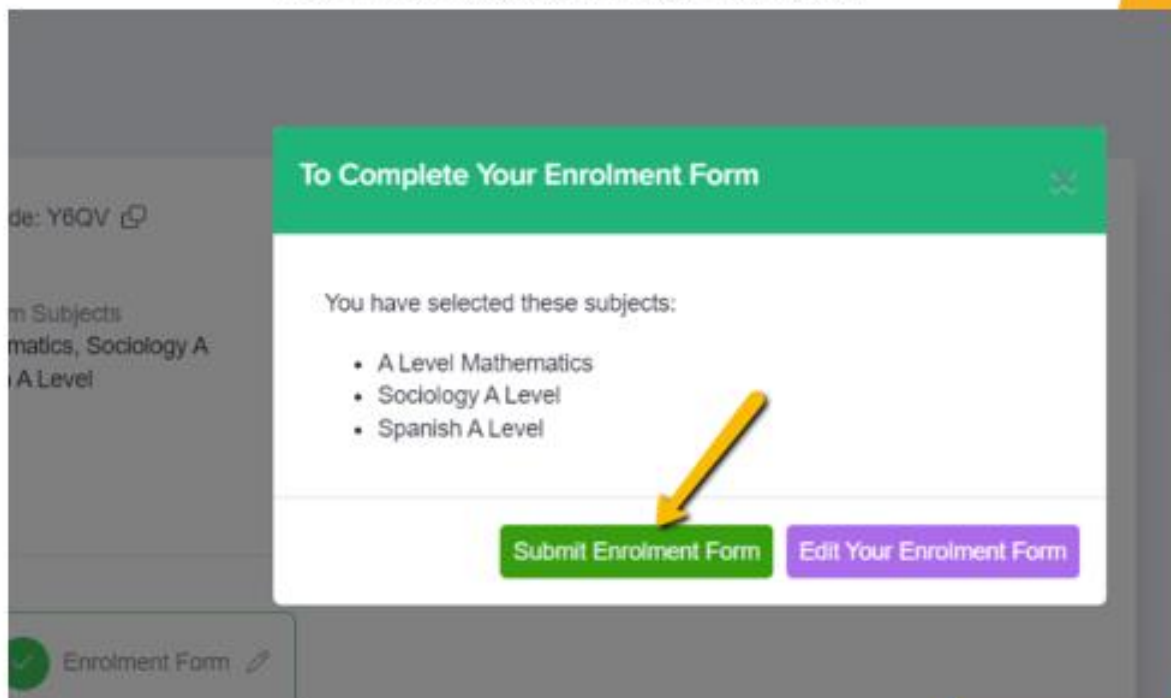
- 1 Scroll through the list of courses in the table
- 2 Use the search bar

Select the course you would like to study and click 'Finish' on the top right hand corner to submit the courses you would like to study.

# REVIEW & CONFIRM COURSES

# SUBMIT ENROLMENT FORM

Click 'Submit Enrolment Form' to save your changes and submit the Enrolment Form to the school.



The screenshot shows a modal dialog box titled "To Complete Your Enrolment Form" with a close button in the top right corner. Below the title, it states "You have selected these subjects:" followed by a bulleted list: "A Level Mathematics", "Sociology A Level", and "Spanish A Level". At the bottom of the dialog, there are two buttons: a green "Submit Enrolment Form" button and a purple "Edit Your Enrolment Form" button. A yellow arrow points to the "Submit Enrolment Form" button. The background shows a blurred interface with a sidebar containing "Enrolment Form" and a main area with "Subjects: Mathematics, Sociology A Level, Spanish A Level".

# Sixth form confirmation

- Options Confirmation: Once you have reviewed your results and made a decision about your next steps, it is crucial to confirm your options choices. To do this you will need to log into the online application system and select the courses you wish to study. You have until 12:00pm, midday on Thursday 20th August to make your choices.
- On Friday 21st August we will begin to process the applications so please look out for confirmation of your place to study at our Sixth Form. The confirmation will include more details about the first day of term.

# First Day – 2nd September

- We have a special day planned for you
- Fun 'Team Building' activities
- If you get accepted to the sixth form, we will write to you with the details

---

## SEPTEMBER 2026

Sun	Mon	Tue	Wed	Thu	Fri	Sat	
			1	2	3	4	5
6	7	8	9	10	11	12	
	Labor Day						
13	14	15	16	17	18	19	
20	21	22	23	24	25	26	
27	28	29	30				

**WISEUP**

**TEAM BUILDING**

**THE HUB CHALLENGE**



Thank You For  
**Attending**